

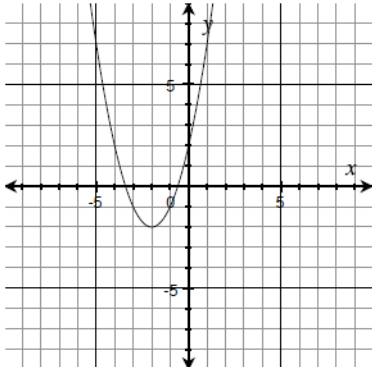
Name _____ Score _____ /20 **Due 4-16**

Directions: Match each quadratic function with the graph by writing the letter the graph in the box. Determine if quadratic will have a maximum or minimum value. Also, find the axis of symmetry (AoS), vertex, and identify the y-intercept. Show your work! (5 pts each box)

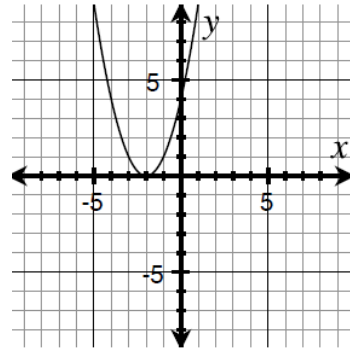
- Use the formula $x = \frac{-b}{2a}$ in the quadratic $y = ax^2 + bx + c$ to find the axis of symmetry.
- After you find x, substitute that value into the quadratic function to find the y-coordinate of the y-intercept.
- Plot other points as needed to determine if the vertex represents a maximum value (graph opens down) or a minimum value (graph opens up).

<p>1. $y = x^2 + 4x + 4$ max / min AoS: vertex: y-intercept: Graph _____</p>	<p>2. $y = 2x^2 + 8x + 4$ max / min AoS: vertex: y-intercept: Graph _____</p>	<p>3. $y = -3x^2 + 6x - 3$ max / min AoS: vertex: y-intercept: Graph _____</p>	<p>4. $y = -x^2 + 2x - 3$ max / min AoS: vertex: y-intercept: Graph _____</p>
<p>5. $y = -\frac{1}{2}x^2 - 3x + 2$ max / min AoS: vertex: y-intercept: Graph _____</p>	<p>6. $y = x^2 - 3x + 2$ max / min AoS: vertex: y-intercept: Graph _____</p>	<p>7. $y = x^2 + 4x + 2$ max / min AoS: vertex: y-intercept: Graph _____</p>	<p>8. $y = -x^2 + 2x + 3$ max / min AoS: vertex: y-intercept: Graph _____</p>

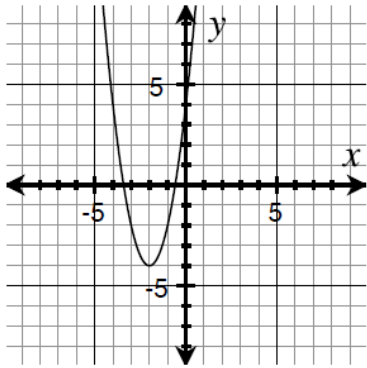
A.



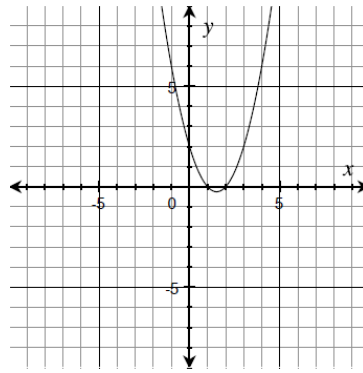
B.



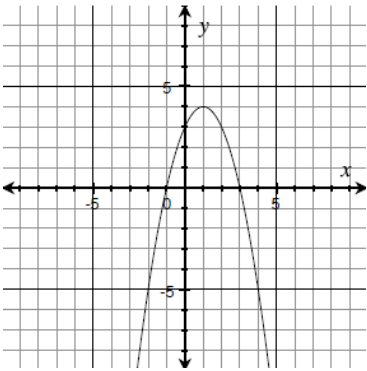
C.



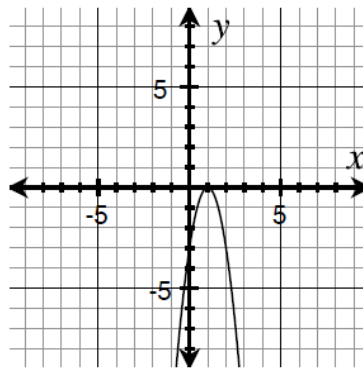
D.



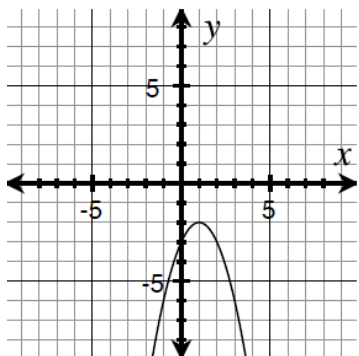
E.



F.



G.



H.

